
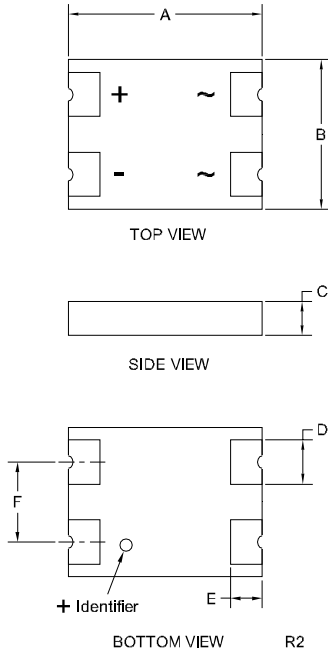


# Package Details

## BR DFN Case



### Mechanical Drawing

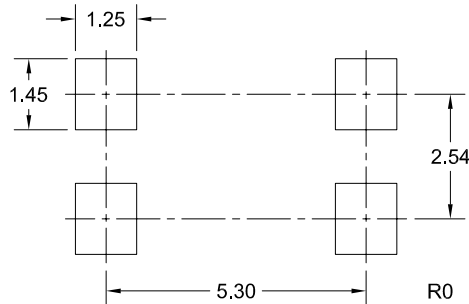


SYMBOL	INCHES		MILLIMETERS	
	MIN	MAX	MIN	MAX
A	0.238	0.246	6.05	6.25
B	0.183	0.191	4.65	4.85
C	0.032	0.048	0.81	1.22
D	0.051	0.059	1.30	1.50
E	0.037	0.041	0.95	1.05
F	0.098	0.102	2.49	2.59

BR DFN (REV: R2)

**Part Marking:** 5-6 Character Alpha/Numeric Code

### Mounting Pad Geometry (Dimensions in mm)



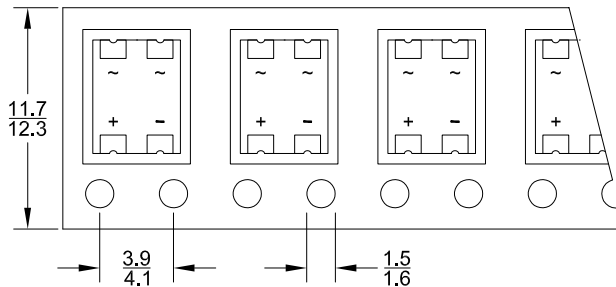
# Package Details

## BR DFN Case



### Tape Dimensions and Orientation (Dimensions in mm)

Tape Width: 12mm



Devices are taped in accordance with Electronic Industries Association Standard EIA-481-D

### Packaging Base

13" Reel = 5,000 pcs.

### Reel Labeling Information

Each reel is labeled with the following information:

Central Part Number, Customer Part Number, Purchase Order Number, Quantity, Lot Number, Date Code and Ship Date.

### Reel Packing Information

Reel Size	Reels per Box (Maximum)	Parts per Box (Maximum)	Box Dimensions		Shipping Weight (Max.)	
			INCH	CM	LB	KG
13"	5	25,000	15x4x15	38x10x38	9	5
	14	70,000	15x15x9	38x38x23	23	11
	26	130,000	15x15x18	38x38x46	42	20

### Ordering Information

- For devices taped and reeled on 13" reels, add TR13 suffix to part number.
- All SMDs are available in small quantities for prototype and manual placement applications.

R2 (26-August 2022)